



Model 50 Plug-Type Duplex Basket Strainer

Sizes 5", 6", 8" • Iron, Bronze, Carbon Steel or Stainless Steel • Flanged

Runs Continuously



Features:

- < Continuous flow, no shutdown for basket cleaning
- < Rugged tapered plug design
- < Lift jack prevents galling of the plug
- < Quick open cover, no tools needed
- < Large capacity baskets
- < Threaded drain
- < Machined basket seat
- < Perforated or mesh stainless steel basket

Options

- < Ductile Iron Construction
- < Basket perforations from 1/32" to 1/2"
- < Basket mesh from 20 to 400
- < Monel baskets
- < Viton, PTFE, or EPDM seals
- < Vent valves
- < Drain valves
- < 1/4" NPT taps
- < Magnetic basket inserts
- < Pressure differential gauge and switch connections
- < Steam jacket



The Hayward Model 50 Plug Type Duplex Strainer is a simple, economical, and trouble free design...time tested in applications around the world over many years. This type of strainer is actually a high quality, pressure rated plug valve with integral straining baskets.

Switching the flow from one basket to the other is accomplished by moving the operating handle through a 90 degree arc. The design is such that it is impossible for this operation to stop the flow because of the unique port design in the diverter plug. The entire switching operation takes less than 30 seconds. No tools are needed. The plug is automatically positioned each time in exactly the right spot by integral stops.

Before operating the handle a manual, integral lifting jack, built into the strainer is used to lift the diverter plug off of its seat. After the switching operation the lifting jack is used to reseat the plug. The lifting jack is specially designed to lift and seat the plug easily, even under high pressures. A built in stop limits the distance the diverter plug can be raised. This minimizes the possibility of material bypassing the plug while it is rotated. It also prevents

debris from building up under the plug and making it difficult to reseat.

Other important features of the plug type Model 50 Duplex Basket Strainers include Hayward's quick opening, swing away yoke design covers. No tools are required to remove the covers for quick and easy access to the strainer baskets, and they go back on just as fast as they came off.

Draining of the basket chambers is simplified with the standard NPT drain taps – and all sizes are provided with mounting legs for bolting the strainer to the floor for a rock solid installation.

Hayward's plug type Model 50 Duplex Basket Strainer is your best choice for most applications. Its rugged design and ease of operation have made it the duplex strainer of choice around the world in hundreds of different industries.

Selection Chart

Size	Body Material	Plug Material	End Connections	Seals	Rating	
5", 6", 8"	Iron	Iron or Bronze	Flanged 125#	Buna N	200 psi @ 100F. 5" and 6" sizes.	
	Bronze		Flanged 150#			
6", 8"	Carbon Steel	Bronze or Stainless Steel	Flanged 150#			150 psi @ 100F. 8" size.
6", 8"	Stainless Steel	Stainless Steel	Flanged 150#			Viton

DIN flanges available

C_v Factors*

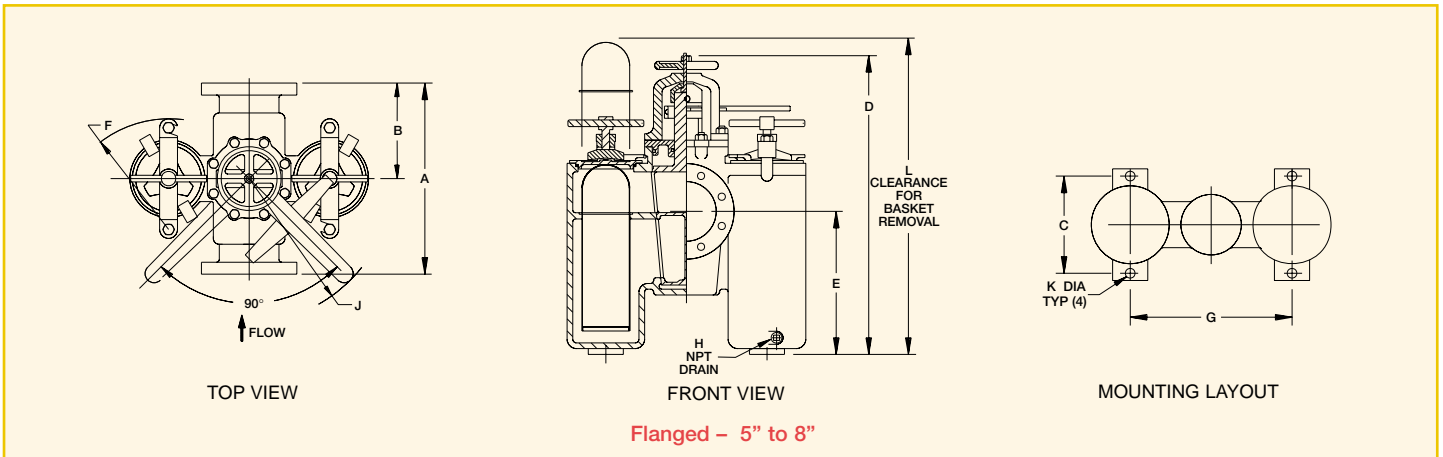
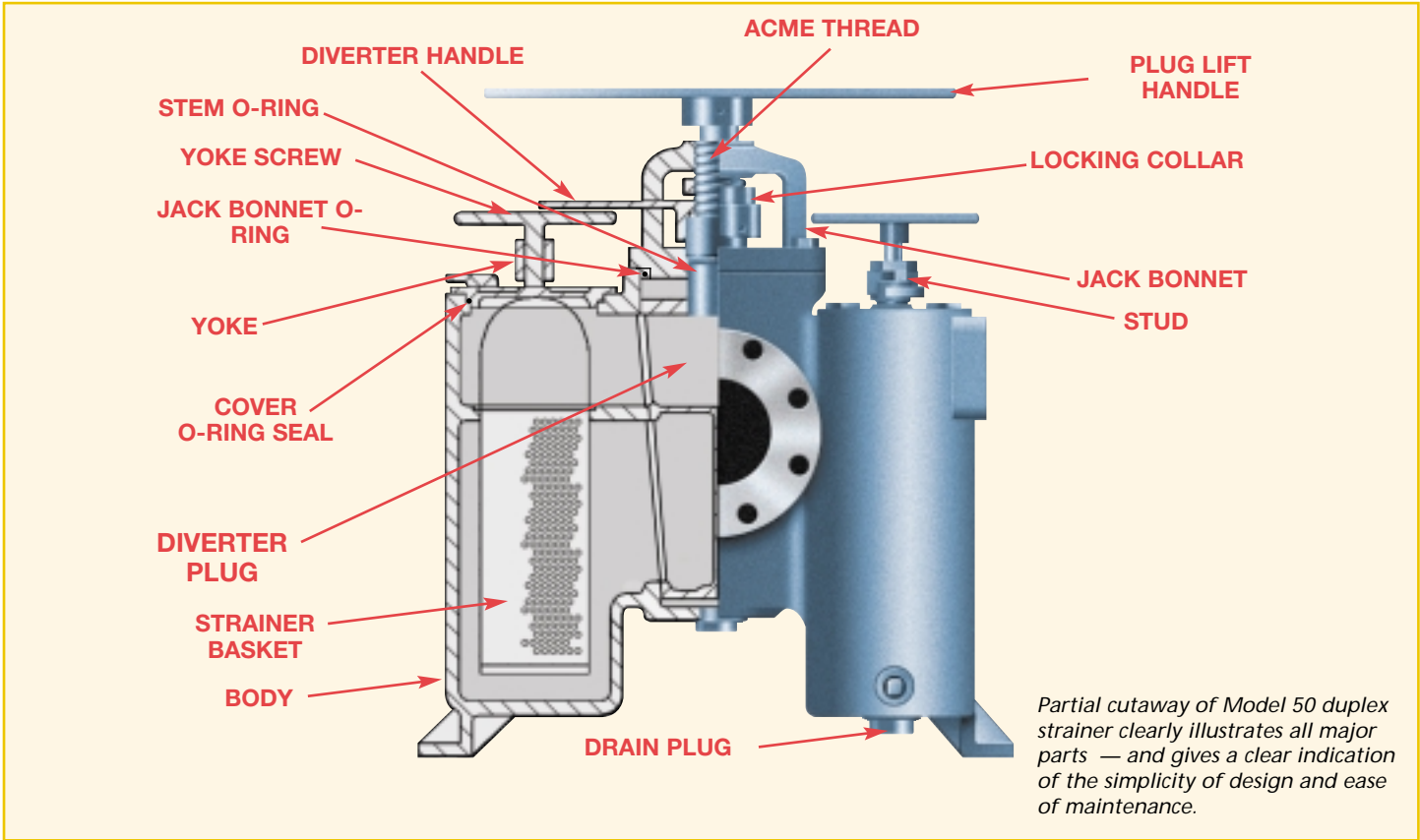
Size	Value
5"	300
6"	420
8"	900

* For water with clean, perforated basket

Model 50 Plug-Type Duplex Basket Strainer



Technical Details



Dimensions (in / mm)

Pipe Size	Dimensions (in / mm)											Weight (lb / kg)			
	A	B	C	D	E	F	G	H	J	K	L	Cast Iron	Bronze	Carbon Steel	Stainless Steel
5	18.38 467	9.00 229	9.75 248	33.25 845	14.75 375	10.25 260	17.19 437	3/8 10	19.75 502	0.56 14	41.00 1041	403 183	412 187	-	-
6	22.00 559	12.88 327	12.50 318	36.25 921	19.50 495	11.75 298	20.75 527	3/8 10	19.75 502	0.63 16	42.00 1067	500 227	583 264	580 263	615 279
8	25.00 635	14.00 356	17.00 432	50.63 1286	23.06 586	-	30.75 781	1/2 15	28.00 711	0.94 24	56.00 56	1500 682	1800 818	1610 732	1670 759

PROSEP FILTER SYSTEMS LTD
Unit G19
River Bank Way
Lowfields Business Park
Elland
West Yorkshire
HX5 9DN

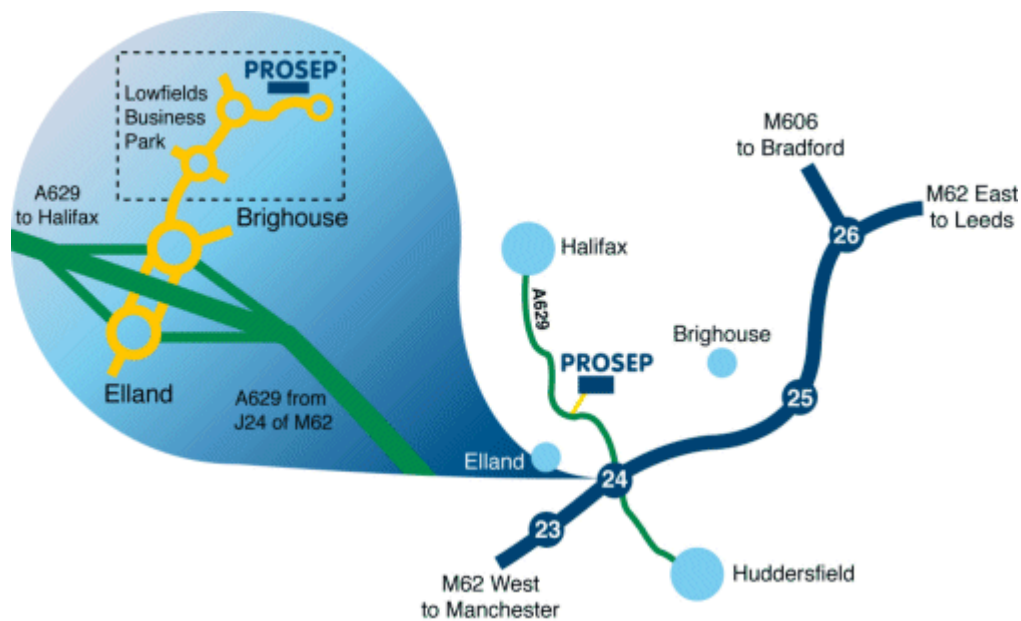
Tel: 01422 377367

Fax: 01422 377369

Email: enquiries@prosep.co.uk

www.prosep.co.uk

Map and Directions to Prosep Filters Limited



Leave M62 at Junction 24.

At roundabout adjacent to Cedar Court Hotel take 2nd exit onto dual carriageway (A629), signposted Halifax.

Take 1st exit slip road.

At roundabout at end of sliproad, take 3rd exit off.

This is the entrance to Lowfields Business Park.

Proceed straight over 1st roundabout.

At next roundabout take 2nd exit onto River Bank Way - Prosep Filters can be found on the left after the S-bend.

[Link to Google Maps](#)