

120 RMAM

The 120RMAM fuel filter/water separator features 1/4"-18 NPTF inlet and outlet fuel ports and a unitized mounting bracket for mounting versatility. It also features an Aquabloc II replacement element that repels water and removes solid contamination down to 2 micron. This rugged, compact filter assembly fits a variety of engine applications and comes with the peace-of-mind you've learned to expect from Racor filters. Experienced sailors trust their engines, their livelihood, and even their lives to Racor. Shouldn't you?

An optional UL Recognized petcock drain valve is also available to aid in the removal of water and contaminants. See Marine Accessories section.



120RMAM



How to Order

(The example below illustrates how a part number is constructed.)

120RMAM	2
Basic Model	Specify a micron rating: 2 (for 2 micron) 30 (for 30 micron)

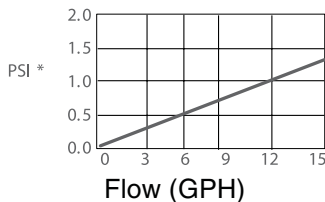
120 RMAM

Specifications	120RMAM
Maximum Flow Rate:	15 GPH (57 LPH)
Port Size (SAE J476)	¼"-18 NPTF
Number of Ports:	
Inlets	2
Outlets	2
Replacement Element:	
2 Micron	R12SUL
30 Micron	R12PUL
Center Threads	M18 x 1.5
Height	5.7 in. (14.5 cm)
Width	3.2 in. (8.1 cm)
Depth	3.2 in. (8.1 cm)
Weight	1.4 lb (0.6 kg)
Clean Pressure Drop	0.15 PSI (1.08 kPa)
Maximum Operating Pressure	7 PSI (48 kPa)
Bowl Capacity	1.8 oz (52 ml)
H ₂ O Removal Efficiency	99%
Ambient Fuel Temperature	-40° to +250°F (-40° to +121°C)
Max. Fuel Temperature	190°F (32°C)

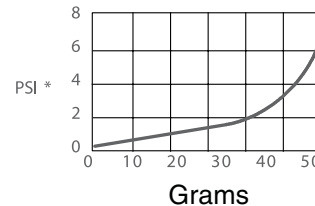


Test Data

(Test results are from controlled laboratory testing. Field results may vary.)



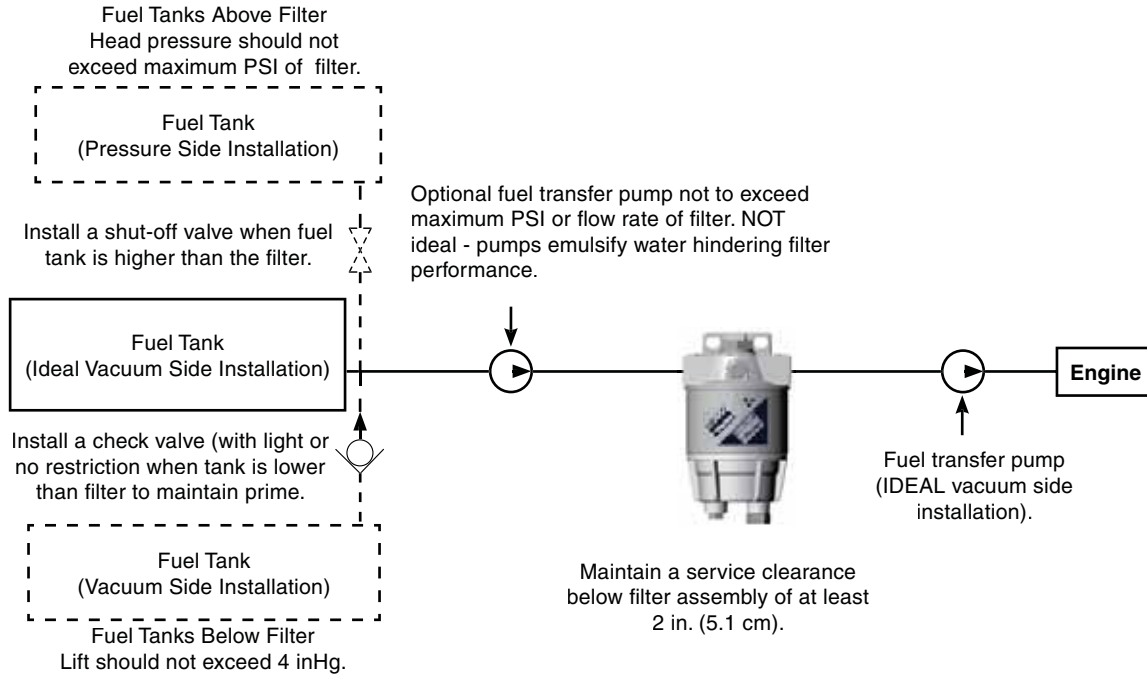
SAE J905 Fuel Flow Restriction



SAE J905 Solids Capacity
(using SOFTC-2A; R12T Element)


*PSI X 2.036 = inHg. / PSI X 6.895 = kPa

Installation Diagram



Racor offers hose and fittings to complete an installation. See Marine Accessories.

Mounting Information



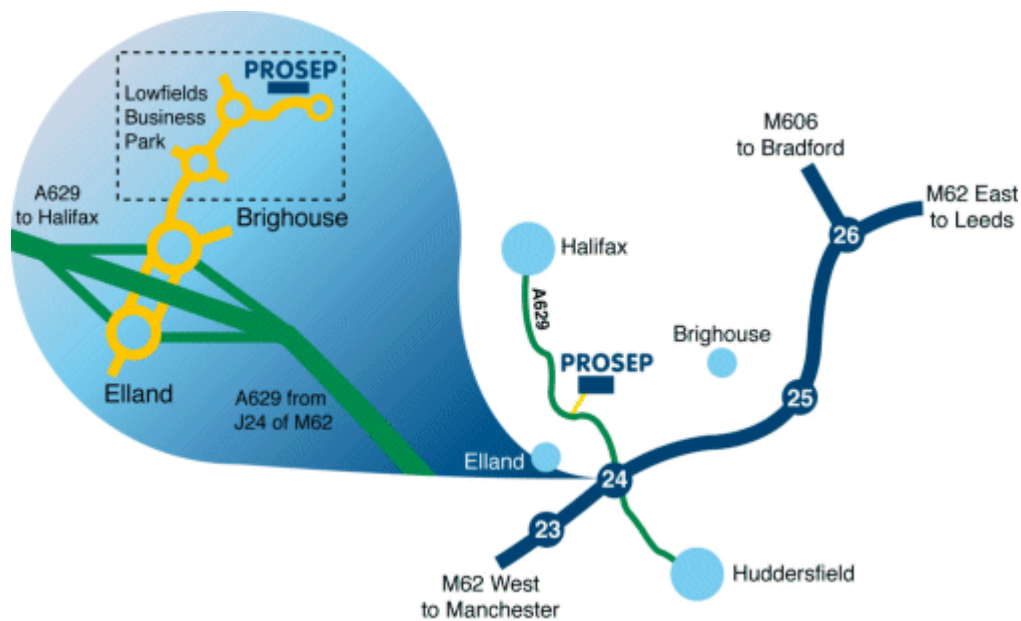
Questions? Contact Technical Support:
800 344 3286 or 209 521 7860 ext. 7555
e-mail: racortech@parker.com

PROSEP FILTER SYSTEMS LTD
Unit G19
River Bank Way
Lowfields Business Park
Elland
West Yorkshire
HX5 9DN

Tel: 01422 377367
Fax: 01422 377369

Email: enquiries@prosep.co.uk
www.prosep.co.uk

Map and Directions to Prosep Filters Limited



Leave M62 at Junction 24.
At roundabout adjacent to Cedar Court Hotel take 2nd exit onto dual carriageway (A629), signposted Halifax.
Take 1st exit slip road.
At roundabout at end of sliproad, take 3rd exit off.
This is the entrance to Lowfields Business Park.
Proceed straight over 1st roundabout.
At next roundabout take 2nd exit onto River Bank Way - Prosep Filters can be found on the left after the S-bend.

[Link to Google Maps](#)