



PROBOND Depth Filter Cartridges

- resin bonded
- liquid filtration

Parker's PROBOND cartridges have a unique proprietary two-stage filtration design to maximise particle removal and service life in viscous fluid applications.

An outer spiral prefilter wrap increases cartridge strength and eliminates residual debris associated with conventional, machined, resin bonded cartridges. This outer wrap collects large particles and agglomerates whilst the inner layers control the particle removal at the rated size. Construction utilizes a phenolic resin impregnation resulting in a cartridge strong enough for use with fluid viscosities up to 3200 centipoise.

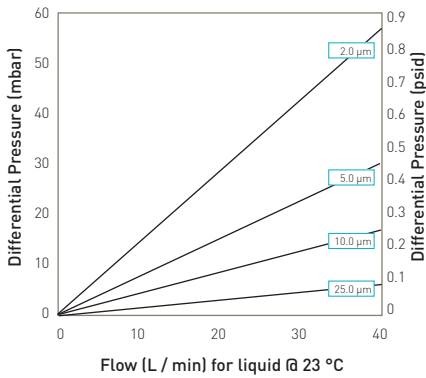
PROBOND filter cartridges are available in eight differentiated removal ratings from 2 to 150 micron pore sizes to meet a wide range of performance requirements.

Features and Benefits

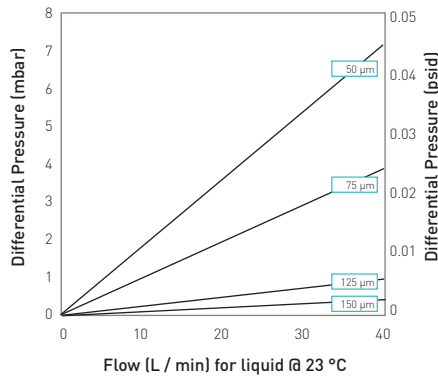
- Outer, spiral wrap collects large particles and agglomerates, while inner layers control particle size
- Silicone-free construction ensures no contamination to adversely affect adhesion properties of coatings
- Extra-long acrylic fibres provide added strength; resist breakage and migration common with short fibre cartridges
- One piece construction eliminates bypass concerns with multi-length cartridges and eases change-out



Performance Characteristics



10'' Size (250 mm) Cartridge



10'' Size (250 mm) Cartridge

Specifications

Materials of Construction

- 1st Stage Prefilter wrap: Polyester / Acrylic Long staple fibre
- 2nd Stage: Acrylic Long staple fibre Fibres impregnated with Phenolic bonding resin
- End Caps: ABS (Acrylonitrile Butadiene Styrene) or Nylon (NTC)

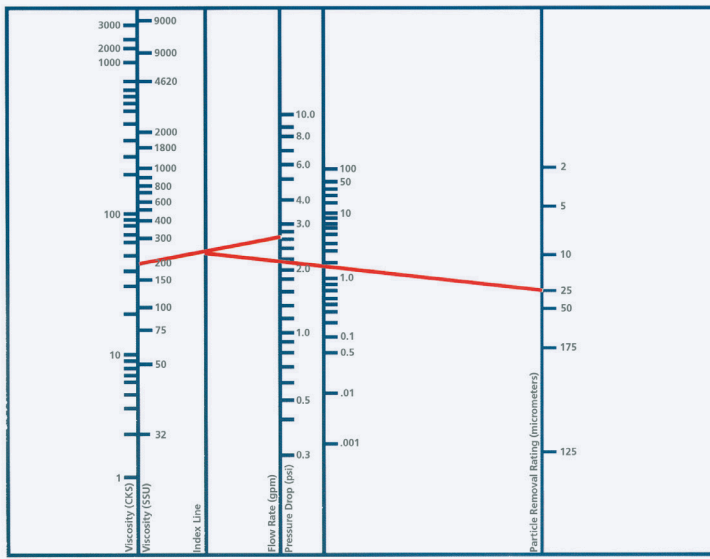
Recommended Operating Conditions

Temperature		Max. Forward dP	
°C	°F	(bar)	(psid)
21	70	1.0	0.15
38	100	8.6	0.12
65	149	6.2	0.08
82	180	4.5	0.07
121	250	1.7	0.02

Environmental / Chemical Compatibility

- Classified as Non-hazardous material Incinerable (18600 KJ / Kg)
- Crushable and shreadable
- Certified silicone free
- Suitable for weak acids and bases (pH 5-9)
- Not suitable for oxidising agents
- Not suitable for FDA applications

Nomograph for Nominal 10" PROBOND Filter Cartridge



Applications

- Adhesive coatings
- Organic chemicals
- Polymers synthetic and natural
- Industrial coatings
- Pigment slurries

The nomograph will help in sizing new systems. Once the removal rating, liquid viscosity and allowable pressure loss is know (max. 5psi) feed into the nomograph as shown. The result is the maximum recommended flow rate per 10" element. Dividing the actual flow rate by this number will indicate the minimum number of elements required.

Ordering Information

Code Pore Size	Code Length (Nominal)	Code End Fitting	Code Seal Material
2 2 µm	9 9.75" (247 mm)	Blank DOE (w/o Gaskets)	Blank No Seal
5 5 µm	10 10" (254 mm)	XA Poly Extender	E EPR
10 10 µm	19 19.50" (500 mm)	XB Poly Extender / Poly spring closed	S Silicone
25 25 µm	20 20" (508 mm)	TC 2-222 / Flat (ABS)	N Buna-N
50 50 µm	29 29.50" (750 mm)	NTC 2-222 / Flat (Nylon)	T PFA Encapsulated Viton*
75 75 µm	30 30" (762 mm)	C Tinned Steel Core	(222, 226 O-ring only)
125 125 µm	39 39" (1000 mm)	CXC Extended Tinned Steel Core	V Viton*
150 150 µm	40 40" (1016 mm)		W Poly Foam Gaskets

Minimum Box Quantity

10"	40
20"	20
30"	20
40"	20

*Viton is a registered trademark of E.I. DuPont de Nemours & Co., Inc

Parker domnick hunter has a continuous policy of product development and although the Company reserves the right to change specifications, it attempts to keep customers informed of any alterations. This publication is for general information only and customers are requested to contact our Process Filtration Sales Department for detailed information and advice on a products suitability for specific applications. All products are sold subject to the company's Standard conditions of sale.

PROSEP FILTER SYSTEMS LTD
Unit G19
River Bank Way
Lowfields Business Park
Elland
West Yorkshire
HX5 9DN

Tel: 01422 377367

Fax: 01422 377369

Email: enquiries@prosep.co.uk

www.prosep.co.uk

Map and Directions to Prosep Filters Limited



Leave M62 at Junction 24.

At roundabout adjacent to Cedar Court Hotel take 2nd exit onto dual carriageway (A629), signposted Halifax.

Take 1st exit slip road.

At roundabout at end of sliproad, take 3rd exit off.

This is the entrance to Lowfields Business Park.

Proceed straight over 1st roundabout.

At next roundabout take 2nd exit onto River Bank Way - Prosep Filters can be found on the left after the S-bend.

[Link to Google Maps](#)